



Unit 10, 16 Loyalty Road | North Rocks | NSW 2151


T 96309194 | www.spar-racking.com.au


PALLET, LONGSPAN & CANTILEVER RACKING | MEZZANINE'S

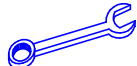
DESIGN | SUPPLY | VISUAL SAFETY AUDITS

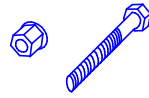
Assembly instructions - Pallet Racking 76.2mm pitch

For this assembly you will need the following for a safe install

 Rubber or plastic headed mallet

 Standard square head plier

 Power screwdriver with M30 socket or fixed M30 spanner
OR



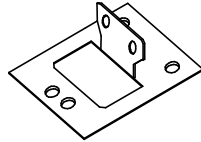
M10x65 Bolt & Nut set



M10x47 frame brace pipe spacer



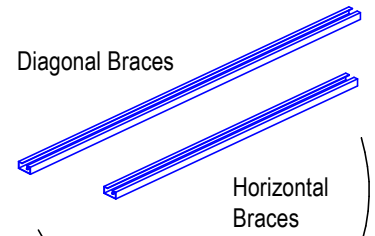
M10x20 Bolt & Nut set



Standard Base plate

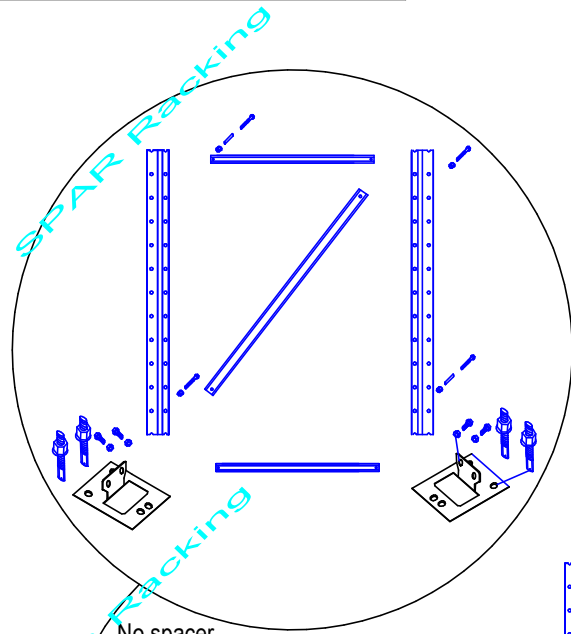


M12 Dynabolt provided for Frames 2438mm & taller to be fixed to the ground

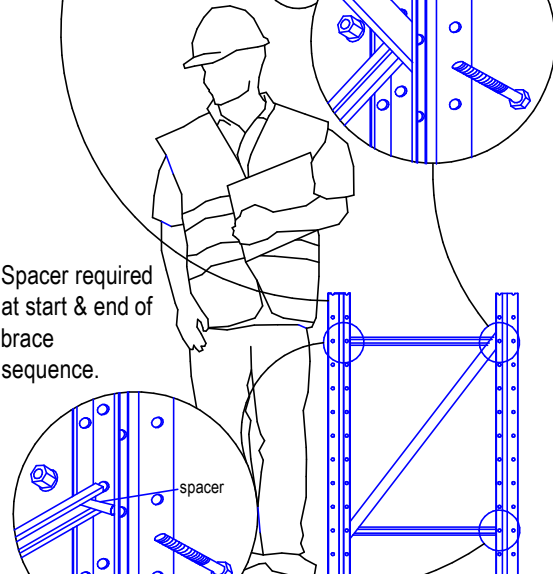


Diagonal Braces

Horizontal Braces

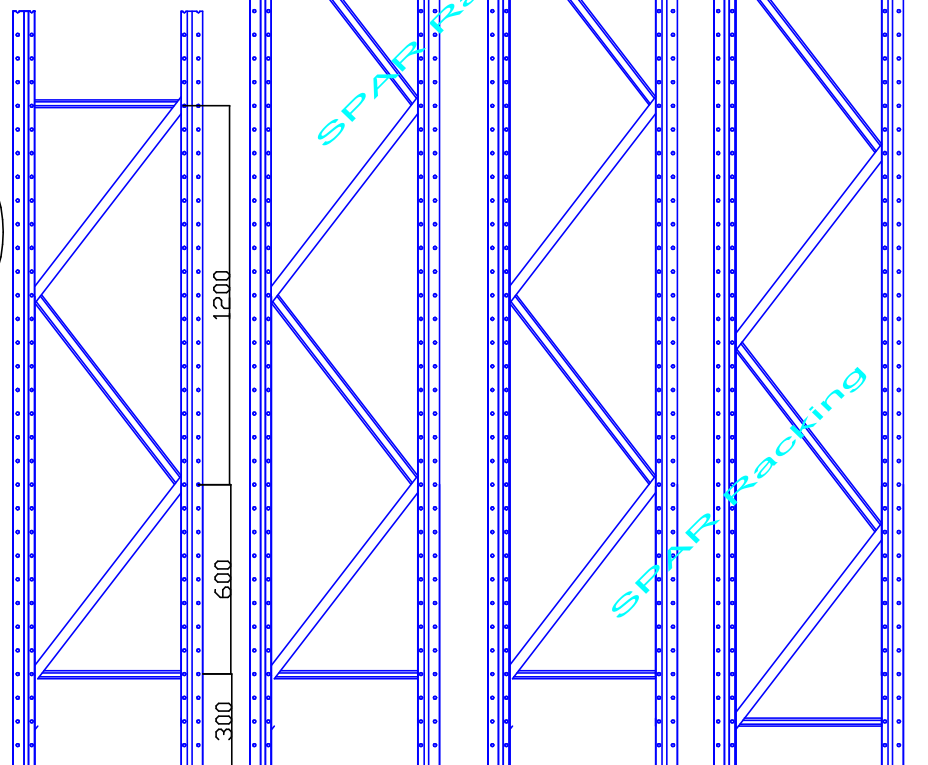


No spacer required for all other brace overlap joints.



Spacer required at start & end of brace sequence.

spacer



915mm H Frame

2438mm H Frame

3654mm H Frame

4877mm H Frame

5791mm H Frame