



Unit 10, 16 Loyalty Road | North Rocks | NSW 2151


T 96309194 | www.spar-racking.com.au

PALLET, LONGSPAN & CANTILEVER RACKING | MEZZANINE'S

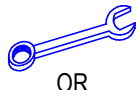

DESIGN | SUPPLY | VISUAL SAFETY AUDITS

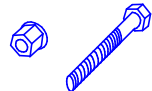
Assembly instructions - Pallet racking 50mm pitch

For this assembly you will need the following for a safe install

 Rubber or plastic headed mallet

 Standard square head plier

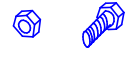
 Power screwdriver with M30 socket or fixed M30 spanner
OR




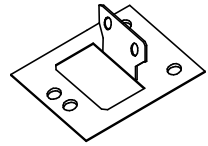
M10x65 Bolt & Nut set



M10x47 frame brace pipe spacer



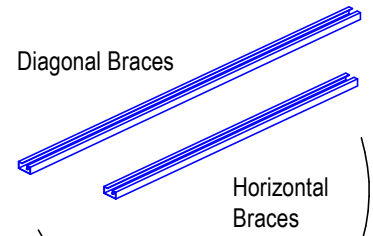
M10x20 Bolt & Nut set



Standard Base plate

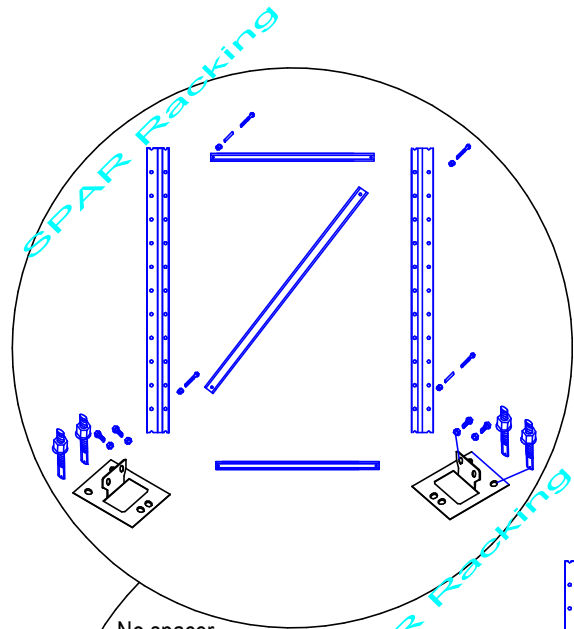


M12 Dynabolt provided for Frames 2438mm & taller to be fixed to the ground

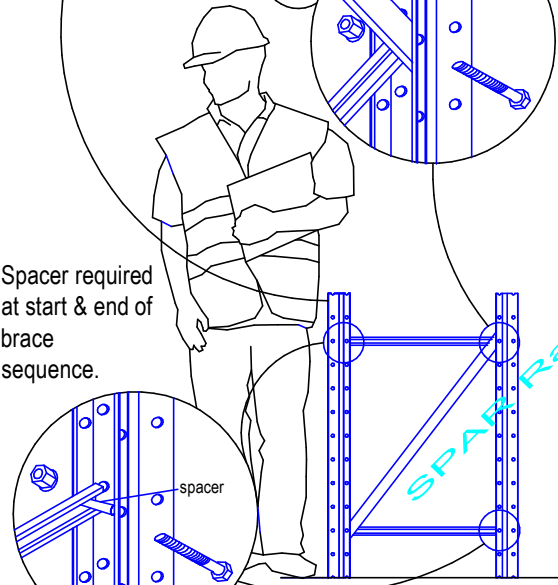


Diagonal Braces

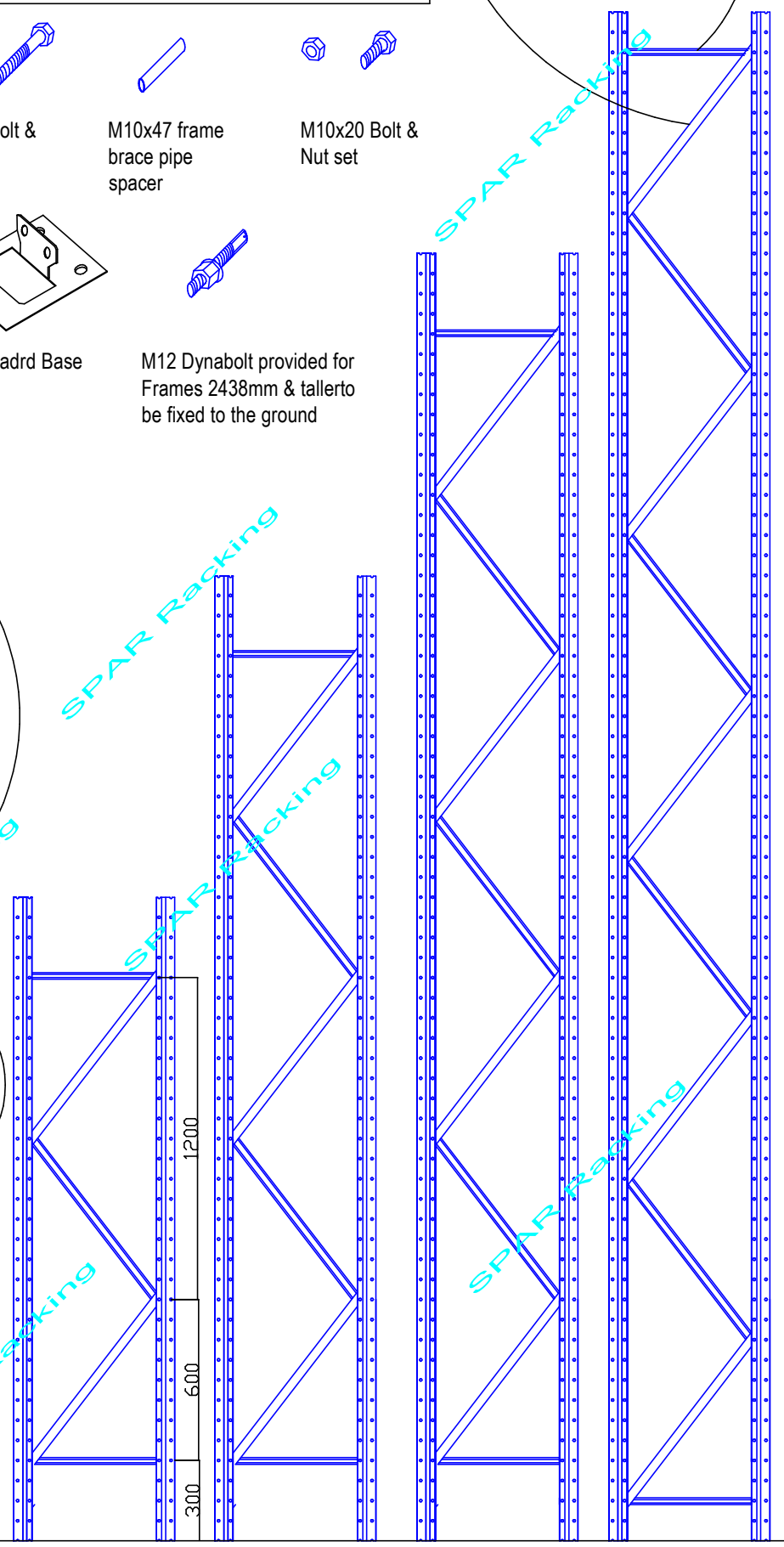
Horizontal Braces



No spacer required for all other brace overlap joints.



Spacer required at start & end of brace sequence.



900mm H Frame

2450mm H Frame

3600mm H Frame

4900mm H Frame

5800mm H Frame